



MINISTRY OF AVIATION

AERONAUTICAL RESEARCH COUNCIL  
REPORTS AND MEMORANDA

Upwash Interference on Wings of Finite Span in a  
Rectangular Wind Tunnel with Closed  
Side Walls and Porous-Slotted  
Floor and Roof

By D. R. HOLDER, M.Sc.

LONDON: HER MAJESTY'S STATIONERY OFFICE

1965

PRICE 4s. 6d. NET

# Upwash Interference on Wings of Finite Span in a Rectangular Wind Tunnel with Closed Side Walls and Porous-Slotted Floor and Roof

By D. R. HOLDER, M.Sc.

---

*Reports and Memoranda No. 3395\**

*November, 1963*

---

## *Summary.*

An exact solution is obtained for the upwash interference on wings of finite span in a rectangular wind tunnel with closed side walls and porous-slotted floor and roof.

A résumé of previous results concerning two-dimensional aerofoils and small-span wings is included for completeness.

## 1. *Introduction.*

The upwash interference on a two-dimensional aerofoil which spans a rectangular wind tunnel, and on a small-span wing, have been obtained by the present author in Ref. 1. Viscous flow through the slotted floor and roof is represented by the homogeneous boundary condition  $\partial\phi/\partial x + K \partial^2\phi/\partial x\partial n + (1/R)\partial\phi/\partial n = 0$ , which was originally derived by Baldwin, Turner and Knechtel. A résumé of these results is given below, and the analysis is extended to provide an exact solution for wings of finite span.

## 2. *Analysis.*

### 2.1. *Résumé of Previous Analysis.*

The velocity potential of a two-dimensional aerofoil in free air is taken as

$$\phi_1 = \frac{\Gamma}{2\pi} \tan^{-1}(z/x)$$

and the influence of the tunnel floor and roof is given by the interference velocity potential

$$\phi_2 = -\frac{\Gamma}{2\pi} \int_0^\infty \{A(q) \sin qx + B(q) \cos qx\} \sinh qz \, dq \quad (1)$$

where

$$\left. \begin{aligned} A(q) &= -\frac{e^{-qh}}{q} \left[ \frac{(\sinh qh + Kq \cosh qh)(1-Kq) - (1/R)^2 \cosh qh}{(\sinh qh + Kq \cosh qh)^2 + \{(1/R) \cosh qh\}^2} \right] \\ B(q) &= \frac{-1/qR}{(\sinh qh + Kq \cosh qh)^2 + \{(1/R) \cosh qh\}^2} \end{aligned} \right\} \quad (2)$$

---

\* Replaces Hawker Siddeley Aviation Ltd., Wind Tunnel Report No. 107—A.R.C. 25 373.

Published with the agreement of Hawker Siddeley Aviation Ltd.

For a small-span wing the free-air velocity potential is taken as

$$\phi_1 = \frac{-\Gamma s}{2\pi} \left\{ 1 + \frac{x}{(x^2 + y^2 + z^2)^{1/2}} \right\} \frac{z}{y^2 + z^2}$$

and the boundary condition at the closed side walls is satisfied by the method of images, which, taking into account the free-air contribution yields a velocity potential

$$\phi_P = \frac{-\Gamma s}{2\pi} \sum_{m=0}^{\infty} j \left( \frac{\pi e^{-m\pi z/b}}{b} + \int_0^{\infty} \frac{2e^{-rz}}{qb} \sin qx \, dq \right) \cos \frac{m\pi y}{b} \quad (3)$$

where

$$r^2 = \left( \frac{m\pi}{b} \right)^2 + q^2 \text{ and } j = \begin{cases} \frac{1}{2} & (m = 0) \\ 1 & (m \neq 0) \end{cases}$$

Let us write

$$\phi_P = f_P(y, z) + g_P(x, y, z).$$

If we represent the influence of the tunnel floor and roof by the velocity potential

$$\phi_Q = f_Q(y, z) + g_Q(x, y, z),$$

the boundary condition may be written

$$\left. \begin{aligned} \frac{\partial}{\partial z} (f_P + f_Q) &= 0 \\ \left( \frac{\partial}{\partial x} \pm K \frac{\partial^2}{\partial x \partial z} \pm \frac{1}{R} \frac{\partial}{\partial z} \right) (g_P + g_Q) &= 0 \end{aligned} \right\} z = \pm h. \quad (4)$$

It follows that  $f_Q$  represents the interference which would arise in the plane  $x = 0$  from a closed floor and roof, and in Ref. 1 it is shown that

$$g_Q = \frac{-\Gamma s}{2\pi b} \sum_{m=0}^{\infty} 2j \left[ \int_0^{\infty} \{A_m(q) \sin qx + B_m(q) \cos qx\} \sinh rz \, dq \right] \cos \frac{m\pi y}{b} \quad (5)$$

where

$$A_m(q) = \frac{-e^{rh} (\sinh rh + Kr \cosh rh) (1 - Kr) - (r/qR)^2 \cosh rh}{q (\sinh rh + Kr \cosh rh)^2 + \{(r/qR) \cosh rh\}^2}$$

and

$$B_m(q) = \frac{-r/qR}{q[(\sinh rh + Kr \cosh rh)^2 + \{(r/qR) \cosh rh\}^2]}. \quad (6)$$

## 2.2. Wings of Finite Span.

A procedure introduced by Polhamus, and outlined in Ref. 4, may be used to extend the analysis to deal with the wings of finite span. A swept or unswept wing of arbitrary loading may be represented as illustrated in Fig. 1. The velocity field is represented by a spanwise distribution of vortex doublets whose strength is proportional to the local loading.

For a uniformly loaded unswept wing, the velocity potential of the wing and the images in the tunnel side walls is easily shown to be

$$\begin{aligned} \phi_P &= \frac{-\Gamma}{4\pi} \int_{-s}^s \sum_{m=0}^{\infty} j \left( \frac{\pi e^{-m\pi z/b}}{b} + \int_0^{\infty} \frac{2e^{-rz}}{qb} \sin qx \, dq \right) \cos \left\{ m\pi \frac{(y+b)}{b} \right\} d\epsilon \\ &= \frac{-\Gamma}{2\pi} \sum_{m=0}^{\infty} j \left( \frac{\pi e^{-m\pi z/b}}{b} + \int_0^{\infty} \frac{2e^{-rz}}{qb} \sin qx \, dq \right) \cos \frac{m\pi y}{b} \left( \sin \frac{m\pi s}{b} \right) / \frac{m\pi s}{b}. \end{aligned} \quad (7)$$

From the similarity of equations (3) and (7), it follows that

$$\phi_Q = f_Q(y, z) + g_Q(x, y, z)$$

where, as before,  $\phi_Q$  represents the influence of a closed floor and roof and

$$g_Q = \frac{-\Gamma_s}{2\pi b} \sum_{m=0}^{\infty} 2j \left[ \int_0^{\infty} \{A_m(q) \sin qx + B_m(q) \cos qx\} \sinh rz \, dq \right] \cos \frac{m\pi y}{b} \left( \sin \frac{m\pi s}{b} \right) / \frac{m\pi s}{b} \quad (8)$$

with  $A_m(q)$  and  $B_m(q)$  as defined in equations (6)

Equations (5) and (8) become identical as  $S \rightarrow 0$ , and it has been shown that a limiting process as  $1/R \rightarrow 0$  yields results consistent with those of Ref. 5. The interference in a wind tunnel with uniformly porous floor and roof is obtained by putting  $K = 0$ . For a tunnel with completely open floor and roof  $K = 0$  and  $1/R \rightarrow 0$ .

### 2.3. Numerical Results.

The mean incidence correction, obtained by integrating the interference over the span of the wing, is

$$\begin{aligned} \delta &= \frac{\Delta\alpha C}{C_{L S}} = \frac{-1}{2s} \int_{-s}^s \frac{\partial}{\partial z} (\phi_P + \phi_Q - \phi_1) \frac{bh}{\Gamma_s} dy \quad \text{with} \quad x = z = 0 \\ &= \delta_c - \frac{1}{2\pi} \sum_{m=0}^{\infty} \left[ \int_0^{\infty} \frac{2jr}{q} \frac{(rh/qR) dq}{(\sinh rh + kr \cosh rh)^2 + \{(r/qR) \cosh rh\}^2} \right] \left( \sin \frac{m\pi s}{b} \right) / \frac{m\pi s}{b} \end{aligned} \quad (9)$$

where  $\delta_c$  is the corresponding interference factor for a closed wind tunnel.

We may write

$$\delta = \delta_c + \sum_{m=0}^{\infty} \delta_m \left\{ \left( \sin \frac{m\pi s}{b} \right) / \frac{m\pi s}{b} \right\}^2 \quad (10)$$

and  $\delta_m$  is a function only of  $K$ ,  $1/R$  and tunnel height/width ratio  $\lambda$ . Once  $\delta_c$  is known and values of  $\delta_m$  have been calculated, the interference factor may easily be obtained for any wing span and, with a simple extension of the analysis, for any symmetrical wing loading.

The summation is rapidly convergent, and only the first three terms are required for practical purposes. It is easily shown that  $\delta_0$  is the interference factor for a two-dimensional aerofoil, and that  $\delta_m(\lambda) = \delta_{2m}(\lambda/2)$ .

Values of  $\delta_m$ ,  $m = 0, 1$  and  $2$  have been calculated for  $\lambda = 1$  and  $\lambda = 0.5$  (the latter for half-models on the side walls of a square tunnel) for various porosity and slot geometry parameters, see Fig. 2. Incidence correction factors have been calculated for span/ tunnel-width ratios  $\sigma = 0$  and  $0.5$ , Figs. 3 and 4.

The parameters for zero incidence correction are shown in Fig. 5.

Compressibility effects may be taken into account by dividing the porosity parameter by  $\sqrt{(1-M^2)}$ .

It is perhaps worth noting at this stage that, with a suitable choice of the two parameters, it is possible to obtain zero mean upwash interference and zero mean blockage interference at a given subsonic Mach number.

### 3. Concluding Remarks.

It is hoped that the results of this investigation will prove useful for many tunnels, not only the correcting results, but also in obtaining improved testing conditions.

## NOTATION

$x, y, z$	Cartesian co-ordinates with their origin at the centre of the working section: $x + ve$ downstream and $z + ve$ upwards
$n$	Outward normal at tunnel wall
$u$	Freestream velocity
$\Gamma$	Vortex strength = $\frac{USC_L}{4s}$
$\delta$	Mean incidence correction factor = $\frac{\Delta\alpha C}{C_L S}$
$C_L$	Lift/ $\frac{1}{2}\rho U^2 S$
$s$	Wing semi-span
$S$	Wing area
$b$	Tunnel semi-width
$h$	Tunnel semi-height
$C$	Tunnel cross-sectional area = $4bh$
$K$	Slot geometry parameter = $\frac{d}{\pi} \log \operatorname{cosec} \frac{\pi a}{2d}$ for a rectangular tunnel ( $c = K/h$ )
$a$	Slot width
$d$	Distance between slots
$R$	Porosity parameter defined by $\Delta p = \frac{\rho U}{R} \frac{\partial \phi}{\partial n}$
$q$	Variable of integration
$r$	= $\sqrt{\left(q^2 + \frac{m^2 \pi^2}{b^2}\right)}$ , where $m$ is an integer

## REFERENCES

- | <i>No.</i> | <i>Author(s)</i>                                   | <i>Title, etc.</i>   |
|------------|--|--|
| 1          | D. R. Holder . . . . .                             | Upwash interference in a rectangular wind tunnel with closed side walls and porous slotted floor and roof.<br>A.R.C. R. & M. 3322. April, 1962.  |
| 2          | B. S. Baldwin, J. B. Turner and<br>E. D. Knechtel. | Wall interference in wind tunnels with slotted and porous boundaries at subsonic speeds.<br>N.A.C.A. Tech. Note 3176. May, 1954.   |
| 3          | E. C. Polhamus . . . . .                           | Jet-boundary-induced-upwash velocities for swept reflection-plane models mounted vertically in a 7- × 10-foot, closed, rectangular wind tunnel.<br>N.A.C.A. Tech. Note 1752. November, 1948.                                   |
| 4          | E. W. E. Rogers . . . . .                          | Wall interference of closed rectangular wind tunnels.<br>Thesis for M.Sc., University of London. 1952.   |
| 5          | D. D. Davies, Jr. and D. Moore                     | Analytical study of blockage- and lift-interference corrections for slotted tunnels obtained by the substitution of an equivalent homogeneous boundary for the discrete slots.<br>N.A.C.A. Research Memo. L53E07b. June, 1953. |

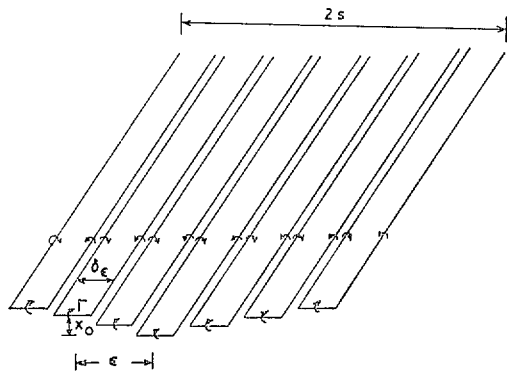


FIG. 1. Representation of a finite-span wing.

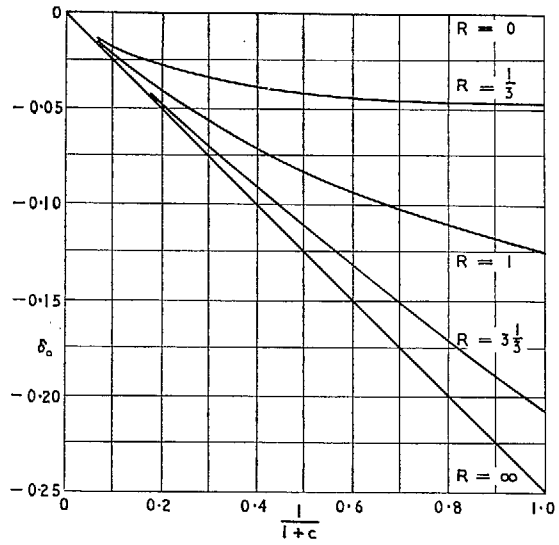


FIG. 2. The incidence correction for a two-dimensional aerofoil for various porosity and slot geometry parameters.

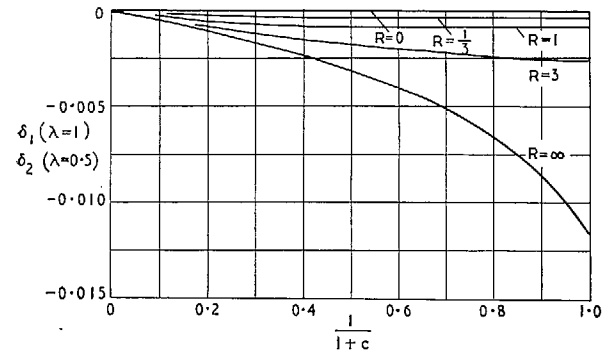
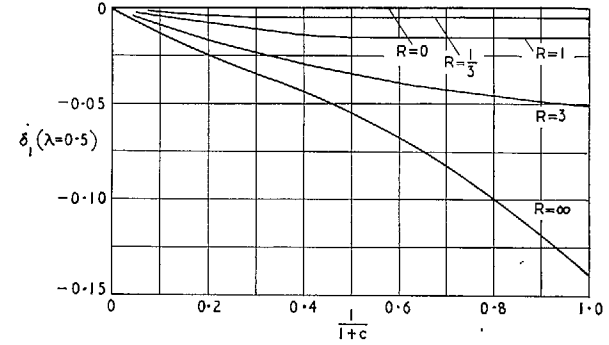


FIG. 2 (continued). Values of  $\delta_1$  and  $\delta_2$  for various porosity and slot geometry parameters.



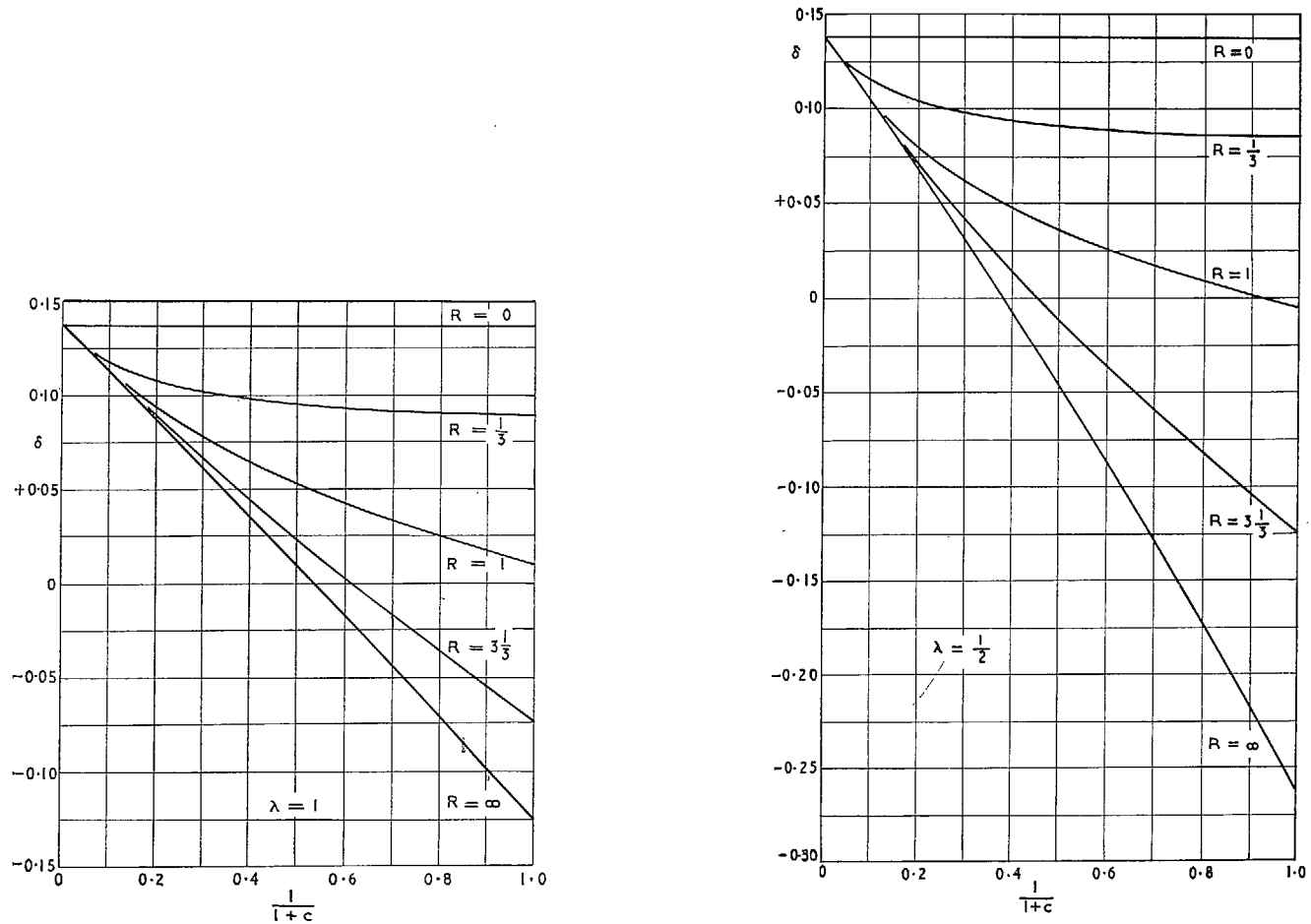


FIG. 3. The incidence correction factor for a small-span wing, for various porosity and slot geometry parameters.

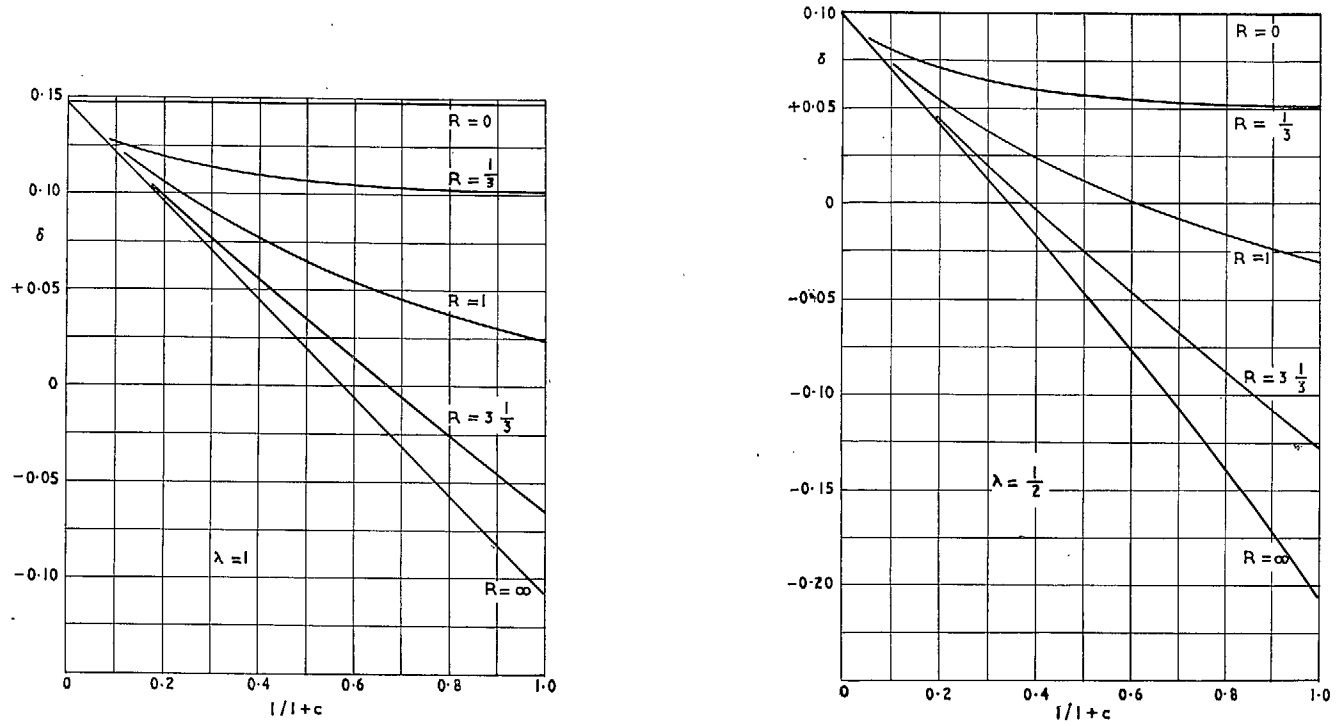


FIG. 4. The incidence correction factor for a finite-span wing ( $\sigma = 0.5$ ) for various porosity and slot geometry parameters.

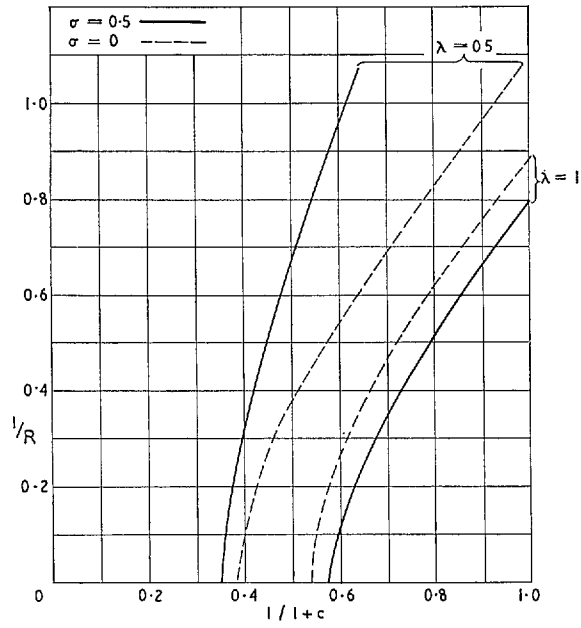


FIG. 5. Values of the porosity and slot geometry parameters for zero incidence corrections.

# Publications of the Aeronautical Research Council

## ANNUAL TECHNICAL REPORTS OF THE AERONAUTICAL RESEARCH COUNCIL (BOUND VOLUMES)

- 1942 Vol. I. Aero and Hydrodynamics, Aerofoils, Airscrews, Engines. 75s. (post 2s. 9d.)  
Vol. II. Noise, Parachutes, Stability and Control, Structures, Vibration, Wind Tunnels. 47s. 6d. (post 2s. 3d.)
- 1943 Vol. I. Aerodynamics, Aerofoils, Airscrews. 80s. (post 2s. 6d.)  
Vol. II. Engines, Flutter, Materials, Parachutes, Performance, Stability and Control, Structures. 90s. (post 2s. 9d.)
- 1944 Vol. I. Aero and Hydrodynamics, Aerofoils, Aircraft, Airscrews, Controls. 84s. (post 3s.)  
Vol. II. Flutter and Vibration, Materials, Miscellaneous, Navigation, Parachutes, Performance, Plates and Panels, Stability, Structures, Test Equipment, Wind Tunnels. 84s. (post 3s.)
- 1945 Vol. I. Aero and Hydrodynamics, Aerofoils. 130s. (post 3s. 6d.)  
Vol. II. Aircraft, Airscrews, Controls. 130s. (post 3s. 6d.)  
Vol. III. Flutter and Vibration, Instruments, Miscellaneous, Parachutes, Plates and Panels, Propulsion. 130s. (post 3s. 3d.)  
Vol. IV. Stability, Structures, Wind Tunnels, Wind Tunnel Technique. 130s. (post 3s. 3d.)
- 1946 Vol. I. Accidents, Aerodynamics, Aerofoils and Hydrofoils. 168s. (post 3s. 9d.)  
Vol. II. Airscrews, Cabin Cooling, Chemical Hazards, Controls, Flames, Flutter, Helicopters, Instruments and Instrumentation, Interference, Jets, Miscellaneous, Parachutes. 168s. (post 3s. 3d.)  
Vol. III. Performance, Propulsion, Seaplanes, Stability, Structures, Wind Tunnels. 168s. (post 3s. 6d.)
- 1947 Vol. I. Aerodynamics, Aerofoils, Aircraft. 168s. (post 3s. 9d.)  
Vol. II. Airscrews and Rotors, Controls, Flutter, Materials, Miscellaneous, Parachutes, Propulsion, Seaplanes, Stability, Structures, Take-off and Landing. 168s. (post 3s. 9d.)
- 1948 Vol. I. Aerodynamics, Aerofoils, Aircraft, Airscrews, Controls, Flutter and Vibration, Helicopters, Instruments, Propulsion, Seaplane, Stability, Structures, Wind Tunnels. 130s. (post 3s. 3d.)  
Vol. II. Aerodynamics, Aerofoils, Aircraft, Airscrews, Controls, Flutter and Vibration, Helicopters, Instruments, Propulsion, Seaplane, Stability, Structures, Wind Tunnels. 110s. (post 3s. 3d.)

### Special Volumes

- Vol. I. Aero and Hydrodynamics, Aerofoils, Controls, Flutter, Kites, Parachutes, Performance, Propulsion, Stability. 126s. (post 3s.)
- Vol. II. Aero and Hydrodynamics, Aerofoils, Airscrews, Controls, Flutter, Materials, Miscellaneous, Parachutes, Propulsion, Stability, Structures. 147s. (post 3s.)
- Vol. III. Aero and Hydrodynamics, Aerofoils, Airscrews, Controls, Flutter, Kites, Miscellaneous, Parachutes, Propulsion, Seaplanes, Stability, Structures, Test Equipment. 189s. (post 3s. 9d.)

### Reviews of the Aeronautical Research Council

1939-48 3s. (post 6d.)

1949-54 5s. (post 5d.)

### Index to all Reports and Memoranda published in the Annual Technical Reports

1909-1947

R. & M. 2600 (out of print)

### Indexes to the Reports and Memoranda of the Aeronautical Research Council

Between Nos. 2351-2449

R. & M. No. 2450 2s. (post 3d.)

Between Nos. 2451-2549

R. & M. No. 2550 2s. 6d. (post 3d.)

Between Nos. 2551-2649

R. & M. No. 2650 2s. 6d. (post 3d.)

Between Nos. 2651-2749

R. & M. No. 2750 2s. 6d. (post 3d.)

Between Nos. 2751-2849

R. & M. No. 2850 2s. 6d. (post 3d.)

Between Nos. 2851-2949

R. & M. No. 2950 3s. (post 3d.)

Between Nos. 2951-3049

R. & M. No. 3050 3s. 6d. (post 3d.)

Between Nos. 3051-3149

R. & M. No. 3150 3s. 6d. (post 3d.)

HER MAJESTY'S STATIONERY OFFICE

*from the addresses overleaf*

© *Crown copyright* 1965

Printed and published by  
HER MAJESTY'S STATIONERY OFFICE

To be purchased from  
York House, Kingsway, London w.c.2  
423 Oxford Street, London w.1  
13A Castle Street, Edinburgh 2  
109 St. Mary Street, Cardiff  
39 King Street, Manchester 2  
50 Fairfax Street, Bristol 1  
35 Smallbrook, Ringway, Birmingham 5  
80 Chichester Street, Belfast 1  
or through any bookseller

*Printed in England*